


Science

Quarter 1 – Module 1

Lesson 1: Describing Mixtures



GOVERNMENT PROPERTY
NOT FOR SALE

Science – Grade 6
Alternative Delivery Mode
Quarter 1 – Module 1 Lesson 1: Describing Mixtures
First Edition, 2020

Republic Act 8293, section 176 states that: No copyright shall subsist in any work of the Government of the Philippines. However, prior approval of the government agency or office wherein the work is created shall be necessary for exploitation of such work for profit. Such agency or office may, among other things, impose as a condition the payment of royalties.

Borrowed materials (i.e., songs, stories, poems, pictures, photos, brand names, trademarks, etc.) included in this module are owned by their respective copyright holders. Every effort has been exerted to locate and seek permission to use these materials from their respective copyright owners. The publisher and authors do not represent nor claim ownership over them.

Published by the Department of Education
Secretary: Leonor Magtolis Briones
Undersecretary: Diosdado M. San Antonio

Development Team of the Module

Authors: Nancy N. Torres, Judy C. Villanueva, Jamicah B. Barcenal,
Juliemar D. Lestimoso

Editor: Ma. Ana C. Ebon

Reviewers: Marilou D. Aribas, Ana Maria M. Espende, Eleah Joy T. Poneles

Illustrators: Ronald R. Castillo, Kharlo L. Gambale

Layout Artist: Roxan E. Del Castillo

Graphic Artist: Gilbert Paulo C. Pagapang

Management Team: Ma. Gemma M. Ledesma, Josilyn S. Solana

Allan B. Yap, Lynee A. Peñaflor

Elena P. Gonzaga, Donald T. Genine

Rovel R. Salcedo, Ma. Lourdes V. Teodoro

Ma. Ana C. Ebon, Raymund L. Santiago

Printed in the Philippines by _____

Department of Education – Region VI-Western Visayas

Office Address: Duran Street, Iloilo City, Philippines, 5000

Telefax: (033) 336-2816, (033) 509-7653

E-mail Address: deped6@deped.gov.ph

Science

Quarter 1 – Module 1

Lesson 1: Describing Mixtures

Introductory Message

For the facilitator:

Welcome to the **Science 6** Alternative Delivery Mode (ADM) Module on **Describing Mixtures!**

This module was collaboratively designed, developed and reviewed by educators both from public and private institutions to assist you, the teacher or facilitator in helping the learners meet the standards set by the K to 12 Curriculum while overcoming their personal, social, and economic constraints in schooling.

This learning resource hopes to engage the learners into guided and independent learning activities at their own pace and time. Furthermore, this also aims to help learners acquire the needed 21st century skills while taking into consideration their needs and circumstances.

As a facilitator, you are expected to orient the learners on how to use this module. You also need to keep track of the learners' progress while allowing them to manage their own learning. Furthermore, you are expected to encourage and assist the learners as they do the tasks included in the module.

For the learner:

Welcome to the **Science 6** Alternative Delivery Mode (ADM) Module on **Describing Mixtures!**

This module was designed to provide you with fun and meaningful opportunities for guided and independent learning at your own pace and time. You will be enabled to process the contents of the learning resource while being an active learner.

This module has the following parts and corresponding icons:



What I Need to Know

This will give you an idea of the skills or competencies you are expected to learn in the module.



What I Know

This part includes an activity that aims to check what you already know about the lesson to take. If you get all the answers correct (100%), you may decide to skip this module.



What's In

This is a brief drill or review to help you link the current lesson with the previous one.



What's New

In this portion, the new lesson will be introduced to you in various ways; a story, a song, a poem, a problem opener, an activity or a situation.



What is It

This section provides a brief discussion of the lesson. This aims to help you discover and understand new concepts and skills.



What's More

This comprises activities for independent practice to solidify your understanding and skills of the topic. You may check the answers to the exercises using the Answer Key at the end of the module.



What I Have Learned

This includes questions or blank sentence/paragraph to be filled in to process what you learned from the lesson.



What I Can Do

This section provides an activity which will help you transfer your new knowledge or



Assessment

skill into real life situations or concerns.

This is a task which aims to evaluate your level of mastery in achieving the learning competency.



Additional Activities

In this portion, another activity will be given to you to enrich your knowledge or skill of the lesson learned.



Answer Key

This contains answers to all activities in the module.

At the end of this module you will also find:

References

This is a list of all sources used in developing this module.

The following are some reminders in using this module:

1. Use the module with care. Do not put unnecessary mark/s on any part of the module. Use a separate sheet of paper in answering the exercises.
2. Don't forget to answer *What I Know* before moving on to the other activities included in the module.
3. Read the instruction carefully before doing each task.
4. Observe honesty and integrity in doing the tasks and checking your answers.
5. Finish the task at hand before proceeding to the next.
6. Return this module to your teacher/facilitator once you are through with it.

If you encounter any difficulty in answering the tasks in this module, do not hesitate to consult your teacher or facilitator. Always bear in mind that you are not alone.

We hope that through this material, you will experience meaningful learning and gain deep understanding of the relevant competencies. You can do it!



What I Need to Know

This module was designed and written with you in mind. It is here to help you master the matter. The scope of this module permits it to be used in many different learning situations. The language used recognizes the diverse vocabulary level of students. The lessons are arranged to follow the standard sequence of the course. But the order in which you read them can be changed to correspond with the textbook you are now using.

The module is about:

- Describing mixtures

After going through this module, you are expected to be able to:

- Describe mixtures
- Identify the kinds of mixtures
- Describe homogeneous and heterogeneous mixtures

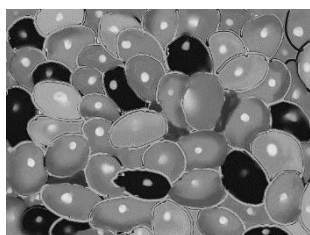


What I Know


Directions: Write the letter of the correct answer. Use a separate sheet for your answer.

1. Which of the following is a mixture?


a.



c.



b.



d.



2. Mixtures can be homogenous or heterogeneous. A sachet of 3 in 1 coffee contains coffee, sugar and powdered cream. Thus, making it heterogeneous. When hot water is being poured into the 3 in 1 mixture, it turned homogeneous. What idea supports the said occurrence?

- a. The components of mixtures when dissolve in hot water cannot be identified.
- b. The components of mixtures mixed with hot water taste sweet.
- c. The components of mixtures form a two-layer liquid.
- d. The components of mixtures can be separated.

3. Which of the following are homogeneous mixtures?

- | | |
|------|----------------|
| I. | Tea with sugar |
| II. | Buko salad |
| III. | Nachos |
| IV. | Alcohol |
| V. | Air |



- a. I and II
- b. IV and V

- c. II and III
- d. I, IV and V

4. Based on the illustration given, how would you define mixtures?



5. Name three mixtures you can see in the illustration.



6. Which is true about heterogeneous mixtures?

- a. Composition of mixtures are the same all throughout.
- b. Composition of mixtures are visible
- c. Composition of mixtures can be easily identified
- d. Both B and C

7. A pizza is an example of a heterogeneous mixture. Explain why it is classified as such?

8. Classify the following mixtures in their proper column.

- iron
- smoke
- batchoy
- alcohol
- spaghetti
- halo-halo
- zonrox
- wine
- books
- clothes
- in the library
- inside the cabinet

Homogeneous	Heterogeneous

9. List 5 mixtures that can be found in your kitchen.
10. Sahaya likes to eat banana cue during recess time together with her friend Akmad. Can you name the components of mixtures used in making a banana cue?

Lesson

1

Describing Mixtures



Have you ever tried eating delicious delicacies served in your school canteen during recess time? Have you ever thought of how these foods were prepared in such a way that various ingredients were mixed to make it delicious and healthy? The combination of several components or elements produce a useful end product that can be utilized and consumed for our advantage.

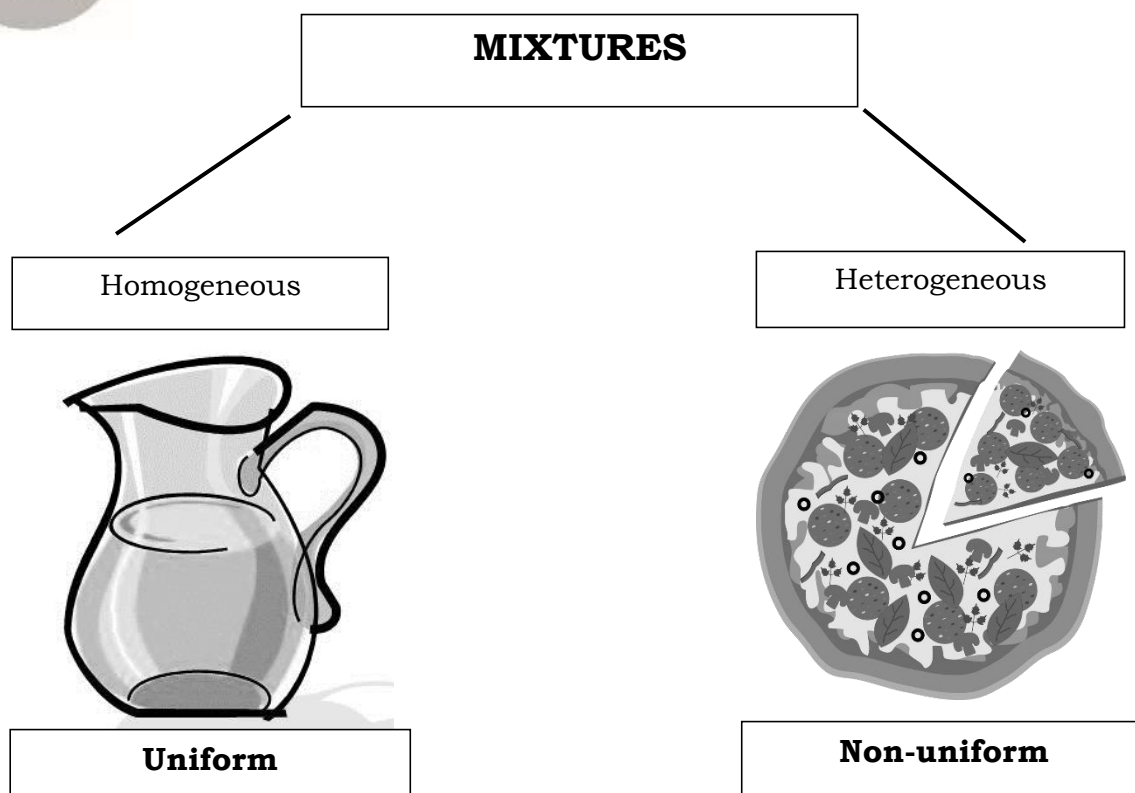
What's In

Illustrate how the particles of matter are arranged in the following objects. Do it in your Science journal or notebook.





What's New



Mixtures are combinations of two or more substances that can be homogeneous or heterogeneous. Homogeneous mixtures appear uniform all throughout because they have the same proportion. Heterogeneous mixtures are not uniform in proportion where combined substances are not evenly spread or mixed.



What is It

Directions: From the short information that you have read about mixtures, answer the following questions. Write the answer in your journal.

1. What is a mixture?
2. What are the 2 types of mixtures? _____ and _____.
3. Fill in the blanks to complete the following sentences:
Homogeneous mixture appears _____ while a heterogeneous mixture _____.

4. A Homogeneous mixture is a _____ mixture.
While a Heterogeneous mixture is a _____ mixture.
5. In the given illustration on the previous page on homogeneous and heterogeneous mixtures, give 1 example similar to it.


Homogeneous - _____

Heterogeneous - _____



What's More


Directions: Classify the mixtures below as homogeneous or heterogeneous. Write the answer in your journal.




Magnet -



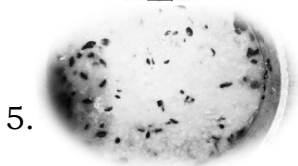
Seeds -



Clouds -



Fruits -



Lugaw -

6. Alum (Tawas) dissolved in water
7. Paint -
8. Palabok -
9. Alcohol -
10. Macaroni salad -



What I Have Learned

Directions: Complete the paragraph below. Do it in your Science journal or notebook.

I learned that.....

Mixtures are the combination of _____ substances that can be homogeneous or heterogeneous. Homogeneous mixtures are _____ mixtures, while heterogeneous mixtures are _____ mixtures.



What I Can Do

Directions: Read and answer the following. Write the answers in your journal.

1. Calamansi juice is composed of calamansi extract, water, and sugar. Is calamansi juice a homogeneous or a heterogeneous mixture? Explain your answer.
2. What type of mixture will you form when you mix different candies in a container? Can you still recognize the components of the mixture? Why?



Assessment

Directions: Choose the correct answer in each number. Use separate sheet for your answer.

1. Which of the following mixtures is heterogeneous?
 - a. salt and sugar dissolved in water
 - b. powdered detergent in a pail of water
 - c. 3 in 1 coffee dissolved in hot water
 - d. vegetable salad with dressing

2. Your mother prepared pinakbet for lunch. How will you describe its ingredients?
 - a. It is a homogeneous mixture because it was evenly mixed.
 - b. It is a heterogeneous mixture because its components are visible.
 - c. It is a heterogeneous mixture because of its uniformity.
 - d. It is a homogeneous mixture because it is not uniform.

3. A vinegar mixed with soy sauce is a homogeneous mixture because:
 - a. you can easily identify its components
 - b. you can only see the dark color of soy sauce
 - c. the mixture appears one or uniform
 - d. the mixtures did not mix well

4. Which of the following is a homogeneous mixture?

I. salt dissolve with water

III. Clothes in the basin

II. blood

IV. Books in the shelves

A. I and III

C. II and IV

B. I and IV

D. I and II

5. Divine prepares a mixture of salad mixed with mayonnaise, carrots, cucumber, lettuce, and cheese. What type of mixture is Divine's salad? Why do you think so?

Directions: Combine two or more substances to form a mixture. List down your combinations in the table below.

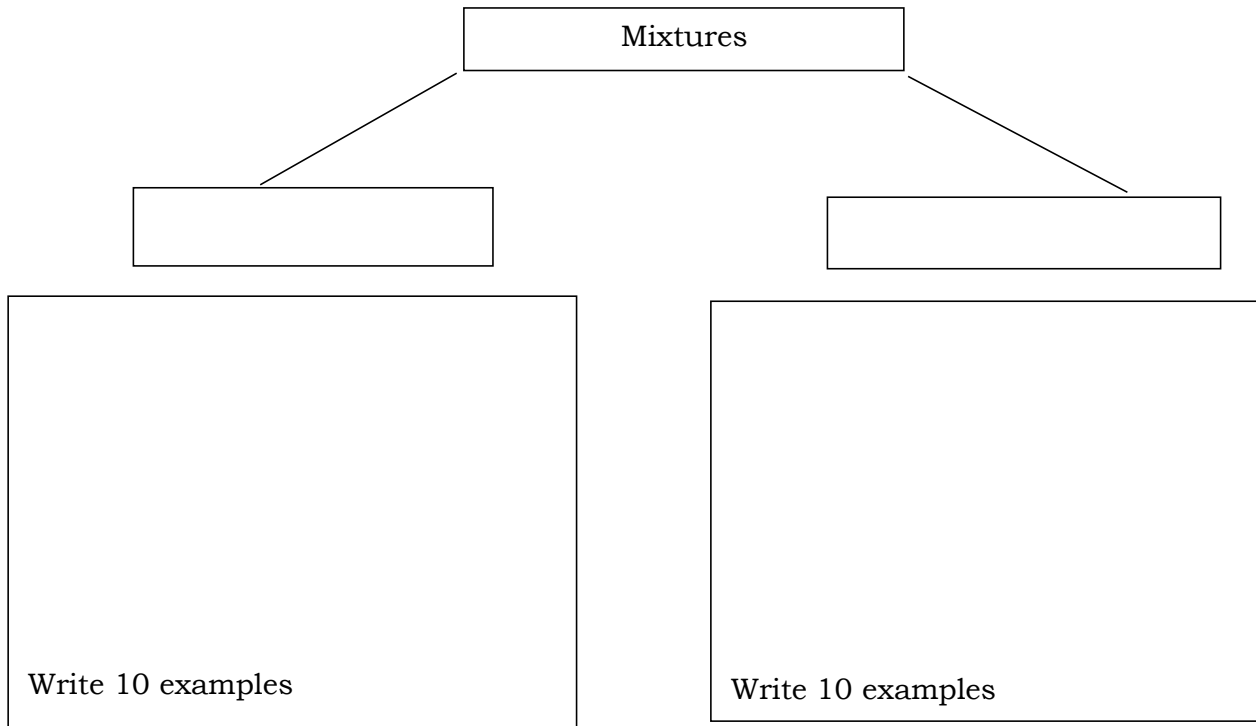
Sugar	tap water	hot water
Sand pebbles	detergent powder	vinegar
Milk powder	rice grains	seeds
marbles	calamansi extract	oil

Homogeneous	Heterogeneous
1.	1.
2.	2.
3.	3.
4.	4.
5.	5.



Additional Activities

Directions: Complete the diagram. Write the answer in your journal.



11