


English

Quarter 1 – Module 4:

Recognizing the Use of A/An + Noun





What I Need to Know

This module provides you with activities that will help you learn about the use of a/an + noun. Activities in this module will also teach you the proper way of using them in your day to day life.


At the end of this module, you are expected to:

1. recognize the use of a/an + noun; and
2. use a/an with nouns correctly.



What I Know

This is a picture of a family having a picnic. Let's find out the things the family do during ✓ their picnic. Put a check () in the box if the activity could be observed from the picture and a cross (X) if it is not in the picture. Write your answers on a separate sheet of paper or in your notebook.



1. a boy playing a boat ☐
2. a girl catching a butterfly ☐
3. an airplane in the sky ☐
4. an owl on the tree ☐
5. a mother taking some pictures ☐

Lesson 1

Recognizing the Use of a/an + Noun

Some words are long, some are small, but even if they are small words, they play an important role in the English language.

These small words are called *articles*.

The words a and an are articles. These words are always used with nouns.

These are special kinds of adjectives.

They give information about nouns.



What's In

Read the story below. Identify the articles used in the story then answer the questions that follow.

Out for a Picnic

One Saturday morning, my family and I went on a picnic. We have lots of packed food to eat. We drove to a beautiful park. We saw a tree near the lake. We chose to stay under the big tree and we sat on a blanket. We saw a boy flying a kite and a girl riding on a bike. We also saw a vendor selling balloons. Mother bought me a red balloon. It was really a nice day. We had a wonderful time.

Read and answer the questions orally.

1. What did the whole family do one Saturday morning?
 - a. had a picnic
 - b. went to the mall
2. What did they bring?
 - a. food
 - b. clothes
3. Where did they sit on?
 - a. on a blanket
 - b. on the rocks
4. What did they see in the sky?
 - a. kite
 - b. plane
5. Who is riding on a bike?
 - a. a boy
 - b. a girl



What's New

- An **article** is a small word with a very important job.
- **Articles** are special kinds of adjectives. They give information about nouns.
 - **A** and **an** are articles. These words are always used with nouns.
 - If the nouns begin with a consonant sound, use **a**.
Examples: **a** boy
 a tiger
 a bicycle
 - If the nouns begin with a vowel sound, use **an**.
Examples: **an** orange
 an inkpot
 an octopus


Which is correct? Write your answer on a separate sheet of paper or in your notebook.

1. a tree or an tree _____
2. a bag or an bag _____
3. a owl or an owl _____
4. a egg or an egg _____
5. a dog or an dog _____



What is It

Choose the correct article to describe each noun. Do the activity on a sheet of paper or in your notebook.



(a, an) hen



(a, an) elf



(a, an) house




(a, an) ant



(a, an) castle

Are you now familiar with the use of a/an + noun?

Let's move on.



What's More

Remember this!

- Use a or an only with singular nouns.
Singular means only one.

Examples:

A vase means **one** vase

A big balloon means **one** big balloon

An electric fan means **one** electric fan

An old woman means **one** old woman

Other examples...

a toy

a pen

a cat

an airplane

an umbrella

an owl

Put a check (✓) if the given phrase uses a correct article or a cross (X) if it does **not**. Write your answer on a sheet of paper or in your notebook.

- _____ 1. an orange
- _____ 2. a flowers
- _____ 3. a butterflies
- _____ 4. a bag
- _____ 5. an elephants

Guided Activity 1

On a separate sheet of paper or in your notebook, use **a** or **an** before the following words.

1. _____pencil



4. _____ telephone



2. _____insect



5. _____envelope






3. _____mask



Guided Activity 2

What is this? Write your answer on a sheet of paper or in your notebook.



Guided Assessment 1

Underline the correct article to complete each sentence. Do this on a separate sheet of paper or in your notebook.

| | |
|----|---------------------------------|
| 1. | The man is riding (a, an) boat. |
| 2. | I ate (a, an) apple. |
| 3. | Dave saw (a, an) elephant. |
| 4. | Karina drew (a, an) tree. |
| 5. | Nana is reading (a, an) book. |

Guided Assessment 2

Write a or an on the blank. Write your answers on a separate sheet of paper or in your notebook.

| | |
|----|-----------------------------|
| 1. | I have ___ yellow bell. |
| 2. | Mia baked ___ cake. |
| 3. | Franco cooked ___ egg. |
| 4. | He owns ___ orange bicycle. |
| 5. | Selena sang ___ song. |

Independent Activity 1

A. Fill in each blank with an article (**a** or **an**) to complete the sentence. Write your answer on a separate sheet of paper or in your notebook.

1. The best time to see _____ *star* is at night.
2. _____ *good friend* tells you the truth.
3. I ate _____ *egg* for breakfast.

4. I see ____ *elephant* at the circus.

5. ____ *kind friend* is ____ *gift*.

B. Choose the correct article (a, an) and color the bubble red. Do this activity on a separate sheet of paper or in your notebook.

1. Maria works in ____ hospital.

☐ an ☐ a

2. She is ____ nurse.

☐ an ☐ a

3. She has ____ cute little patient.

☐ an ☐ a

4. She loves to give her patient ____ apple every day.

☐ an ☐ a


5. All her patients were happy to have ____ nurse like her.

☐ an ☐ a

Independent Activity 2


A. Write **a** or **an** on the blanks. Write your answers on a separate sheet of paper or in your notebook.

1.



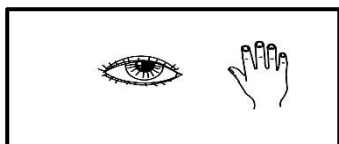
_____ bus and _____ kite

2.



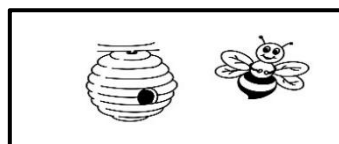
_____ fish and _____ starfish

3.



_____ eye and _____ hand

4.



_____ hive and _____ bee

5.



_____ man and _____ violin

B. On a separate sheet of paper or in your notebook, circle the correct article (**a**, **an**) in each sentence.

1. Elise wanted to read (**a**, **an**) story book for her classmates.

2. Carmina put (**a**, **an**) orange on her yogurt.

3. Put (**a**, **an**) raincoat when you go out in the rain.

4. (**A**, **An**) old woman cannot become (**a**, **an**) young girl again.

5. (**A**, **An**) oval is a shaped like (**a**, **an**) egg.

Independent Assessment 1

Box the correct article for each underlined noun in the sentence. Do this on a separate sheet of paper or in your notebook.

1. (A, An) dog is a cute pet.
2. (A, An) ant works hard.
3. (A, An) car passed by.
4. (A, An) doctor cured the sick kid.
5. (A, An) arrow is a sign pointing to a direction.



What I Have Learned

ARTICLES

(a, an + noun)

a + consonant

a + lamp
door
house
bag
tomato

an + vowel

an + apple
elephant
ice-cream
orange
umbrella

- ✓ We only use a or an with singular nouns.
- ✓ Singular means **only one**.

Examples:

- A vase means **one vase**
- A big balloon means **one big balloon**
- An electric fan means **one electric fan**
- An old woman means **one old woman**

➤ Why is it important to learn the use of a/an + noun?

It is important to learn how to use a/an with nouns so that we would use or write correct sentences.



What I Can Do

On a separate sheet of paper or in your notebook, use the following words in a sentence with the correct article a or an.

1. candle

2. cheese

3. paper



Assessment

A. Yes or No. Check **Yes (/)** if the given phrase has the correct article and **No (X)** if it does not have. Do the activity on a separate sheet of paper or in your notebook.

- | | | |
|-------------|--------|-------|
| 1. a man | Yes___ | No___ |
| 2. an apple | Yes___ | No___ |
| 3. a dog | Yes___ | No___ |
| 4. an owl | Yes___ | No___ |
| 5. an frog | Yes___ | No___ |

Complete the short story by supplying the correct article a or an. Do the activity on a separate sheet of paper or in your notebook.

The Poor Little Girl

Once there was ____ little girl named Annie. She was ____ beautiful lass who sells ____ eco-bag in the market. Every day, after her class, she sells eco-bags in the market. With her charm, many people buy her eco-bags. Annie was so happy and thankful to those who buy. With ____ grateful heart, she always prays to God and thank Him. Even though they are poor, she is ____ happy girl as she always thanks God for being with them all the time.



Additional Activities

A. Put a star (★) if the given phrase has a correct article and a cross (✗) if it has a wrong article. Write your answers on a separate sheet of paper or in your notebook.

1. ____ an orange




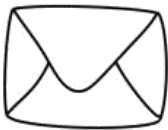




4. ____ an vase

2. ____ a flowers

5. ____ a envelope

3. ____ a book

B. Label the pictures. Then write the words in the correct column in the table below. Do the activity on a separate sheet of paper or in your notebook.

| | | | |
|--|--|---|--|
|  1. <input type="text"/> |  2. <input type="text"/> |  3. <input type="text"/> |  4. <input type="text"/> |
|  5. <input type="text"/> |  6. <input type="text"/> |  7. <input type="text"/> |  8. <input type="text"/> |

| | | | |
|----------|---------|--------|-----------|
| umbrella | pencil | flower | envelope |
| apple | cupcake | tree | butterfly |

| A | An |
|---|----|
| | |
| | |
| | |
| | |



Answer Key

| | |
|-------------|--------------------------------------|
| What I Know | 1. / 2. / 3. X 4. / 5. / |
| What's In | 1-4. a 5. b |

| | |
|------------|---|
| What's New | 1. a tree 2. a bag 3. an owl 4. an egg 5. a dog |
| What Is It | 1. a 2. an 3. a 4. an 5. a |

| | |
|-------------|----------------------------------|
| What's More | 1. 2. X 3. X 4. 5. X |
|-------------|----------------------------------|

| | |
|------------------------|---|
| Guided Activity 1 | 1. a 2. an 3. an 4. a 5. a |
| Guided Assessment 1 | 1. a 2. an 3. a 4. a 5. an |
| Guided Activity 2 | 1. a bat 2. a parrot 3. an umbrella 4. a flower |
| Guided Assessment 2 | 1. a 2. a 3. an 4. an 5. a |
| Independent Activity 1 | A. 1. a B. 1. a 2. a 3. an 4. an 5. a |
| Independent Activity 2 | A. 1. a, a B. 1. a 2. a, a 3. an, a 4. a, a 5. a, a |

| | |
|--------------------------|---|
| Additional Activities | A. 1 2. ★ 3. ★ 4. X 5. X |
| Independent Assessment 1 | 1. A 2. An 3. A 4. A 5. An |
| What I Can Do | Answers vary: A. 1. Yes B. 1. a 2. Yes 3. Yes 4. Yes 5. No |
| Additional Activities | B. 1. flower 2. butterfly 3. tree 4. envelope 5. pencil |
| Additional Activities | 1. flower 2. butterfly 3. tree 4. envelope 5. pencil |